

STILE

It is a sofa system that can complement multiple lifestyles by combining various items. The low design with wooden leg frame and low back seat adds a feeling of openness to the room.

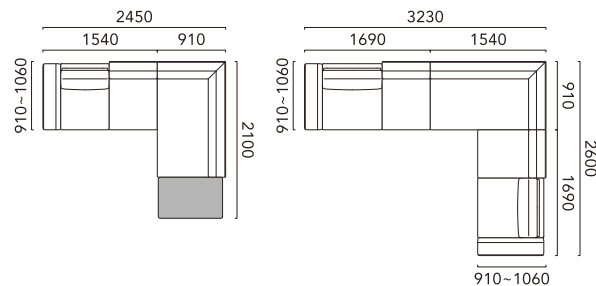
Sofa motion items have the ability for the seat to recline in response to the natural movement of the body. Combined with a headrest, additional comfort is possible.



End 1500 L + Couch 2100 T L (Fabric)
Cushion 790x2 (Fabric)



LAYOUT PATTERN



- Motion items are semi-covered, all other items are fully covered.
- A knockdown structure that attaches the seat to the frame legs.

FRAME LEGS / TOP



TM/BK
Solid tamo
Black



MDI
urethane



Full
covering



Semi
covering



Leather
upholstery



Reclining function

A unique function that reclines in conjunction with the back and seat according to the weight of the person seated. When combined with a stool, you can cast out your legs and realize additional relaxation.

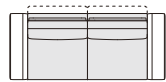


Headrest

Assort the headrests with the cushions on the reclining headrest and the optional back cushions for gentle head support and comfort.

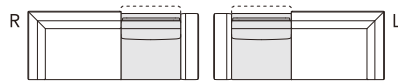
790 2P

W.2100 D.880~1060
 H.840~740 SH.420~480



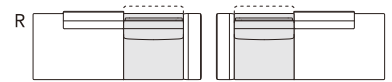
790 1P/One Arm

W.2290 D.910~1060
 H.840~740 SH.420~480



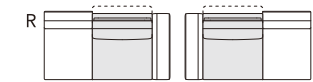
790 1P/End

W.2250 D.910~1060
 H.840~740 SH.420~480



790 1P/Armless

W.1690 D.910~1060
 H.840~740 SH.420~480



640 2P

W.1800 D.880~1060
 H.840~740 SH.420~480



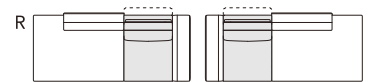
640 1P/One Arm

W.2140 D.910~1060
 H.840~740 SH.420~480



640 1P/End

W.2100 D.910~1060
 H.840~740 SH.420~480



640 1P/Armless

W.1540 D.910~1060
 H.840~740 SH.420~480



One Arm 1540

W.1540 D.910 H.710 SH.420



One Arm 1240

W.1240 D.910 H.710 SH.420



Corner Couch

W.2000 D.910 H.710 SH.420



Couch 2100

W.2100 D.910 H.710 SH.420



Couch 2100 T

W.2100 D.910 H.710 SH.420



End 1500

W.1500 D.910 H.710 SH.420



End 1200

W.1200 D.910 H.710 SH.420



Stool 800

W.800 D.500 H.420



STILE

Stool 650

W.650 D.500 H.420



Cushion 790

W.790 D.470 H.200



Cushion 640

W.640 D.470 H.200



Headrest

W.560 D.165 H.660




Item with motion	• Body frame : Steel, Plywood	Tension material : S spring	Cushion material : Mold chip urethane, MDI urethane foam, Comfo Climate Form®, Polyester cotton	Back cushion : DACRON® Memorelle™	Frame legs : Solid tamo
Other items	• Body frame : Plywood	Tension material : Webbing tape	Cushion material : Mold chip urethane, MDI urethane foam, Comfo Climate Form®, Polyester cotton	Frame legs : Solid tamo	
Cushion	• Cushion material : DACRON® Memorelle™				
Headrest	• Body frame : Steel Cushion material : DACRON® Memorelle™				

STILE adopts a new material and pursues the durability and sitting comfort of the sofa.

Comfo Climate Form®

The seat uses "Comfo Climate Form", a high-density urethane exhibiting high moisture absorption and release properties accompanied by an elastic and compliant feel.

Exquisite lamination with a matrix of various urethane foams of different characteristics, creates a stable, comfortable seating at all times.



DACRON® Memorelle™

The back cushion is made of ultra-fine fiber (microfiber) cotton, which has the feel and flexibility of a low-resilience material, making it very comfortable.

